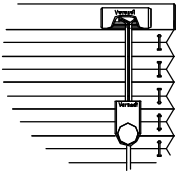



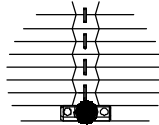
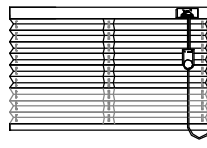
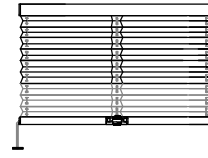
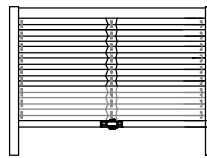
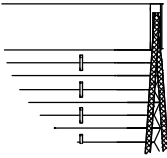
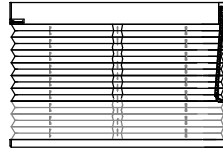

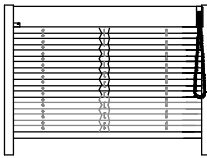
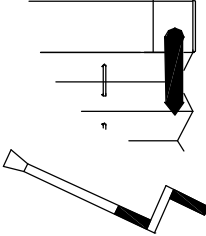

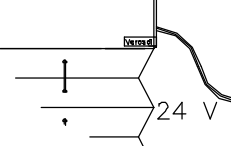
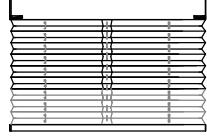
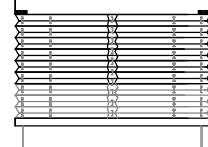
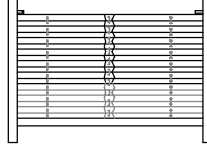


Modellenoverzicht

In de tabel worden de toepassingsmogelijkheden van plissé modellen weergegeven inclusief de maximale maat en modelomschrijvingen t.b.v. bestellingen.

DUOLIGHT PLISSE 25 mm.	VRIJHANGEND	DRAADGELEIDING	PROFIELGELEIDING
 koordrem	 Alleen verticale plaatsing (0°). Br.: 30.0–300.0 Hg.: 20.0–350.0 Opp.: 10 m ²	 Van verticale plaatsing (0°), tot 15 ° uit het lood. Br.: 30.0–150.0 Hg.: 20.0–350.0 Opp.: 5,3 m ²	 Van verticale plaatsing (0°), tot 15 ° uit het lood. Br.: 30.0–150.0 Hg.: 20.0–350.0 Opp.: 5,3 m ²
 handgreep	 Br.: 30.0–150.0 Hg.: 20.0–210.0 Opp.: 3.0 m ²	 Br.: 30.0–150.0 Hg.: 20.0–210.0 Opp.: 3.0 m ²	 Br.: 30.0–150.0 Hg.: 20.0–210.0 Opp.: 3.0 m ²
 mono control	 Br.: 40.0–300.0 Hg.: 20.0–350.0 Opp.: 8 m ²	 Br.: 40.0–150.0 Hg.: 20.0–350.0 Opp.: 5,3 m ²	 Br.: 40.0–150.0 Hg.: 20.0–350.0 Opp.: 5,3 m ²
 slingerstang	 Br.: 40.0–300.0 Hg.: 20.0–350.0 Opp.: 10 m ²		
 motor	 Br.: 70.0–300.0 Hg.: 20.0–350.0 Opp.: 10 m ²	 Br.: 70.0–150.0 Hg.: 20.0–350.0 Opp.: 5,3 m ²	 Br.: 70.0–150.0 Hg.: 20.0–350.0 Opp.: 5,3 m ²